

**HYGIENIC BALL VALVES
M3H FULL BORE
(DN 65 – 100 DIN)**

DESCRIPTION

M3H three piece body ball valves are isolating valves designed for use with clean steam, condensate and other gases and liquids used in high purity and aseptic processes.

The valve is not designed as a control valve and should only be used as an isolating valve, fully open or fully closed.

The product is mainly designed for the pharmaceutical, biotech, semiconductor, cosmetics, fine chemical, food and beverage industries.

MAIN FEATURES

Full bore floating ball design.

A351 CF3M body and ends with ferrite content of less than 2% and low sulphur between 0,005 and 0,017%.

Can be serviced without removal from pipeline.

Tube weld with loose body flanges (360° rotation after installation).

Bidirectional.

Antistatic device.

Anti blow out proof stem.

ISO 5211 mounting.

STANDARD SURFACE FINISH

Internal wetted parts: ≤ 0,51 micron Ra – SF1.

External: as casted.

Ultrasonic cleaning.

OPTIONS: Different sealing materials.
Degreased for oxygen use.
Cavity filler.

USE: Clean steam, gases and liquids compatible with the construction.

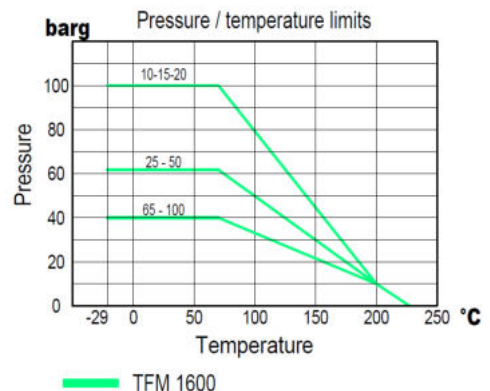
AVAILABLE MODELS: M3H – Investment casting.

SIZES: DN 65 to DN 100.

CONNECTIONS: According to DIN 11850 tube.
TC – Sanitary clamps DIN 32676.
ETO – Extended tube orbital welding.
TC / ETO – Combination.

PACKAGING: Assembling and packaging in a clean room certified according to ISO 14644-1.
The product is end capped and sealed with recyclable thermo-shrinkable plastic film, to avoid contamination.

INSTALLATION: See IMI - Installation and maintenance instructions.

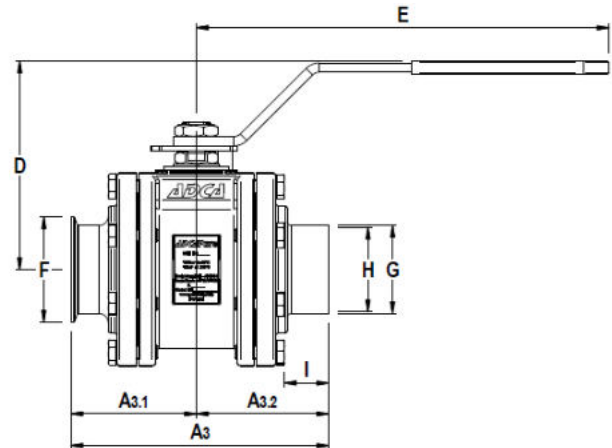
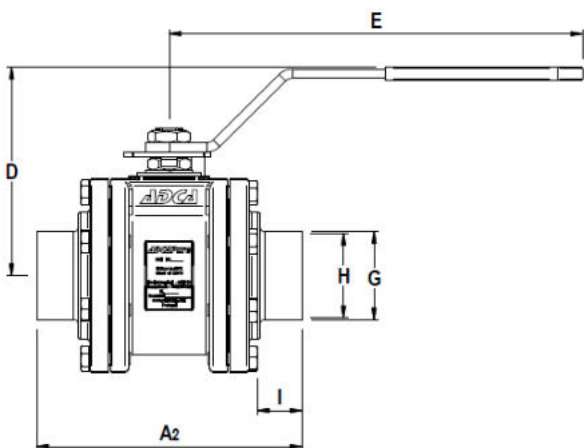
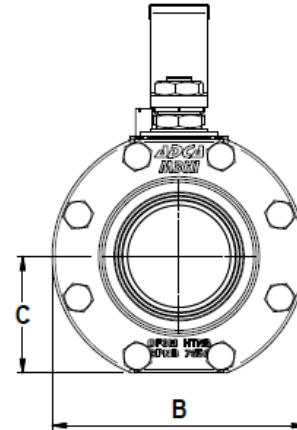
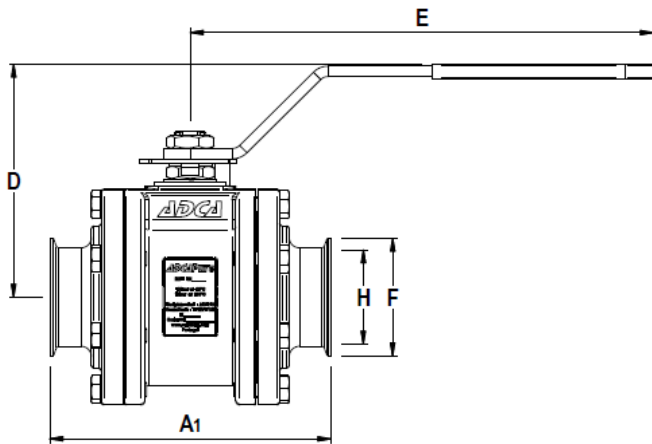


Note: Working pressure may be limited by the valve connections.

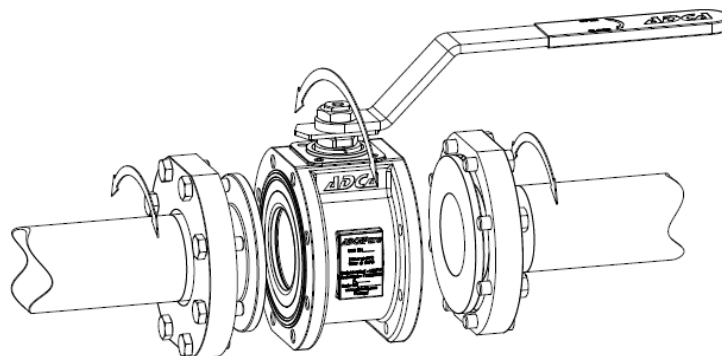
CE MARKING – GROUP 2 (PED – European Directive)	
PN40	Category
DN 65 to DN 100	1 (CE marked)

DIMENSIONS (mm) ASME BPE

SIZE	A1	A2	A3	A3.1	A3.2	B	C	D	E	F	G	H	I	BALL PORT	ISO 5211	WGT. (kg)
65	190	203	197	95	98,5	160	72,5	169	400	91	70	66	37	62	F7	13,3
80	216	228	222	108	111	180	83,5	180	400	106	85	81	38	75	F7	18,6
100	255	267	261	127,5	133,5	220	101,5	198	400	119	104	100	44	98	F10	29,6



Tube weld easy and quick installation - standard



Loose body flanges make it possible to install the valve without aligning of the welded end connections. After installation the valve can rotate on 360° for the desired orientation.

MATERIALS

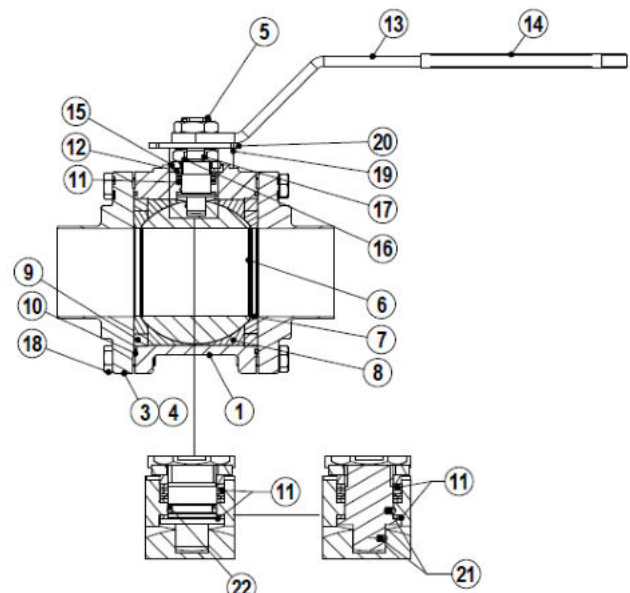
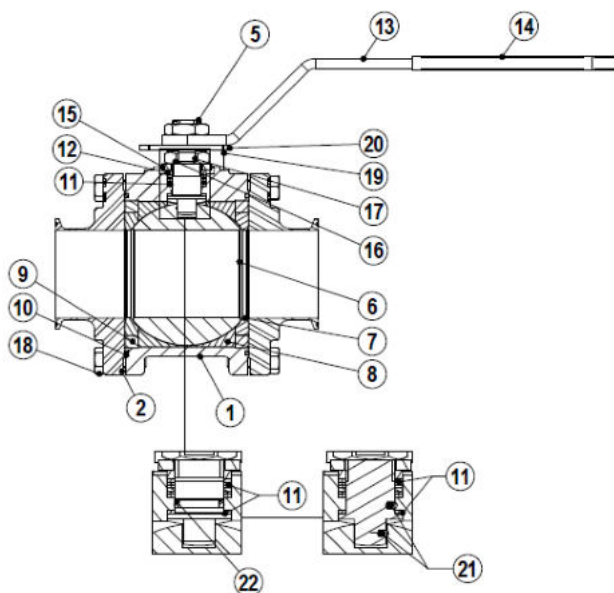
POS. N°	DESIGNATION	MATERIAL
1	Valve body	CF3M / 1.4409
2	TC end connection	CF3M / 1.4409
3	Tube weld end connection	AISI 316L / 1.4404
4	** Flange	AISI 316L / 1.4404
5	Stem	AISI 316L / 1.4404
6	* Valve ball	AISI 316L / 1.4404
7	* Standard seat	TFM 1600
8	* Cavity filler seat	TFM 1600
9	Body ring	AISI 316L / 1.4404
10	* Body seal	PTFE
11	* Stem seals	TFM 1600
12	* Spacer	AISI 316 / 1.4401
13	Handle	AISI 304 / 1.4301
14	Handle sleeve	Vinyl
15	* Spring washers	AISI 304 / 1.4301
16	Compression nut	AISI 304 / 1.4301
17	* Lock washer	AISI 304 / 1.4301
18	Fixing bolt	AISI 304 / 1.4301
19	Stop pin	AISI 304 / 1.4301
20	Handle stopper	AISI 304 / 1.4301
21	Antistatic device	AISI 316 / 1.4401
22	O-ring	Viton

* Available spare parts;

** Loose flange. Allows a 360° rotation of the valve when using tube weld connections.

Remarks: FDA / USP Class VI seals certificate on request.

All valves have a serial number. In case of non-standard valves, this number must be supplied if spare parts are ordered.



ORDERING CODES M3H												
Valve model	MH	X	X	F	F	X	X	CD	X	65	E	
M3H 3 pieces ball valve CF3M	MH											
Lever handle												
Flat lever handle stainless steel / plastic cover		X										
Flat lever handle stainless steel / plastic cover w/ lockable system		3										
Bare stem		9										
Material												
CF3M / 1.4409			X									
Seat design												
Standard seats				X								
Cavity fillers				F								
Seat material												
TFM 1600					F							
Surface finish (a)												
Standard surface finish						X						
Electropolished internal wetted parts (SF5)						E						
Special features												
None							X					
Oxygen cleaning							O					
End connections												
TC – Sanitary clamps DIN 32676								CD				
ETO – Extended tube orbital welding DIN 11850 (360° rotation design)								TD				
TC / ETO – Combination DIN (360° rotation design)								CTD				
Ball port												
True bore (standard)									X			
Full bore									NA			
Size												
DN 65										65		
DN 80										80		
DN 100										100		
Special valves / Extras												
Full description or additional codes have to be added in case of a non standard combination											E	

(a) Consult IS PV20.00 (Technical information) for further details and other surface finish options.

NA – Not available.