

PIPELINE T STRAINERS IS40T (EN)

DESCRIPTION

The IS40T cast steel T strainers are applicable to all types of steam, water, oil and air systems. Their purpose is to protect traps, regulating valves, piping, etc. from dirt and impurities, which are often the cause of damage and consequent energy loss of fluid systems.

OPTIONS: Different screen aperture sizes.
Drain plug or drain valve in strainer cap.

USE: Saturated steam, water, oil, air and other fluids compatible with the construction materials.

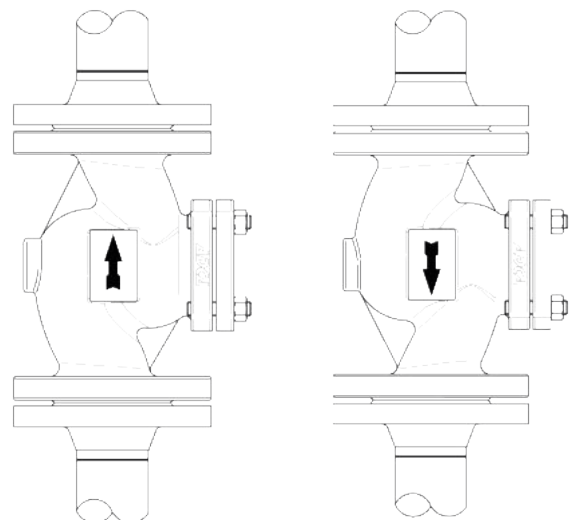
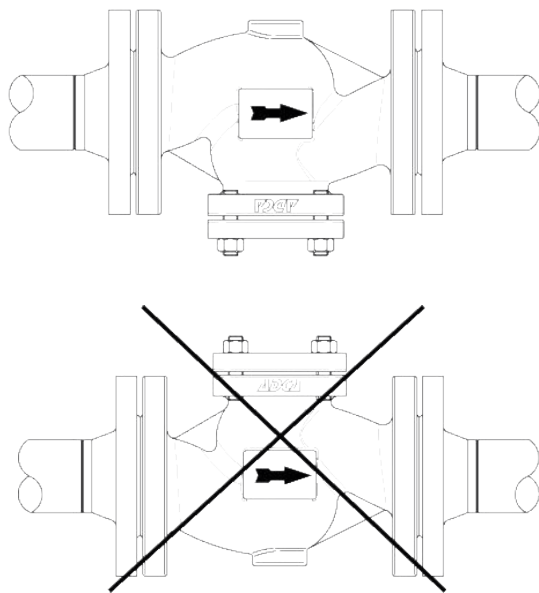
AVAILABLE MODELS: IS40TS – carbon steel.
IS40TI – stainless steel.

SIZES: DN 15 to DN 100.

SCREENS: 0,5 mm aperture – up to DN 25.
1,5 mm aperture – from DN 32 to DN 80.
2 mm aperture – DN 100.

CONNECTIONS: Flanged EN 1092-1 PN 16, PN 25 or PN 40.

INSTALLATION: Horizontal or vertical installation.
See IMI – Installation and maintenance instructions.



CE MARKING – GROUP 2 (PED – European Directive)			
PN 16	PN 25	PN 40	Category
DN 15 to 50	DN 15 to 40	DN 15 to 32	SEP
DN 65 to 100	DN 50 to 100	DN 40 to 100	1 (CE marked)

BODY LIMITING CONDITIONS *

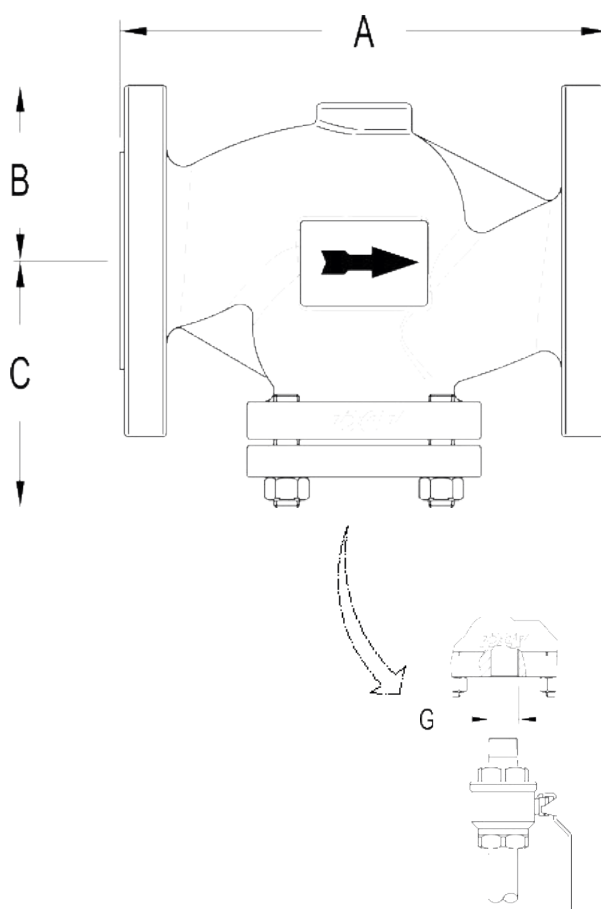
IS40TS				IS40TI			
PN 16		PN 25		PN 40		PN 40	
ALLOWABLE PRESSURE	RELATED TEMPERATURE	ALLOWABLE PRESSURE	RELATED TEMPERATURE	ALLOWABLE PRESSURE	RELATED TEMPERATURE	ALLOWABLE PRESSURE	RELATED TEMPERATURE
16 bar	- 10 / 120 °C	25 bar	- 10 / 50 °C	40 bar	- 10 / 50 °C	40 bar	- 10 / 50 °C
13,3 bar	200 °C	20,8 bar	200 °C	33,3 bar	200 °C	33,7 bar	200 °C
12,1 bar	250 °C	19 bar	250 °C	27,6 bar	300 °C	29,7 bar	300 °C
11 bar	300 °C	17,2 bar	300 °C	25,7 bar	350 °C	28,5 bar	350 °C
10,2 bar	350 °C	16 bar	350 °C	23,8 bar	400 °C	27,4 bar	400 °C

* Rating according to EN 1092-1:2018.

DIMENSIONS (mm)

SIZE	A	B	C	G *	WEIGHT (kg)
DN 15	130	48	80	1/2"	3,7
DN 20	150	53	80	1/2"	4,2
DN 25	160	58	80	1/2"	5,3
DN 32	180	70	100	1/2"	7,8
DN 40	200	75	105	1/2"	9,6
DN 50	230	83	115	1/2"	14
DN 65	290	93	155	1/2"	23,5
DN 80	310	100	155	1/2"	27,9
DN 100	350	118	165	1/2"	34,6

* Others on request.



MATERIALS

POS. N°	DESIGNATION	IS40TS	IS40TI
1	Body	A216 WCB / 1.0619; GP240GH / 1.0619	A351 CF8M / 1.4408
2	Centering ring	AISI 304 / 1.4301	AISI 304 / 1.4301
3	Cover	AISI 304 / 1.4301	AISI 304 / 1.4301
4	* Gasket	Stainless steel / Graphite	Stainless steel / Graphite
5	* Strainer screen	AISI 304 / 1.4301	AISI 304 / 1.4301
6	Studs	Steel	Stainless steel A2-70
7	Nuts	Steel	Stainless steel A2-70

* Available spare parts.

