

CONTROL VALVES V25 (EN)

V25 globe control valves suitable for linear actuators PA and EL series

DESCRIPTION

The V25 control valves are single seated, two-way body constructed with in-line straight connections. The valves can be supplied with PA pneumatic actuator-rubber diaphragm and multi-springs DA-direct action (air to close) or RA-reverse action (air to open) or they can also be supplied with EL electric actuators. The V25 valves have been designed to assure an accurate control in any process condition. Their wide application ranges allow the use of this valve with the most common process fluids such as water, superheated water, steam, air, gas and other non corrosive fluids.

MAIN FEATURES

Single seated, two ways, direct or reverse action valve.
Valve top flange permanently attached to the body, removal is unnecessary for replacing the actuator.
Metal to metal or soft sealing.



OPTIONS: Perforated low noise plug.
Bellows seal (DN 125 and 150 only).
Stainless steel construction.

USE: Saturated and superheated steam.
Hot and superheated water.
Air, gases and other noncorrosive fluids.
Group 1 fluids (consult factory).

AVAILABLE MODELS: V25G and V25S.

VALVE SIZES: DN 125 to DN 200.

CONNECTIONS: Flanged EN1092-1/-2 PN16 / PN40.

ACTUATORS: PA or EL series.

BONNET: Standard – up to 220 °C;
Extended finned – above 220 °C.

STEM SEALING: PTFE/GR V-Rings – up to 220 °C.
Graphite – up to 400 °C.
Stainless steel bellows.

PLUG CHARACT.: EQP – Equal percentage.
PL – Linear.
PT – On/Off.

PLUG DESIGN: Contoured.
V-ported.
Perforated (Low noise, anti cavitation).

PORT: Full port or reduced on request.

For more information, consult IS PV10.00 E – Technical information.

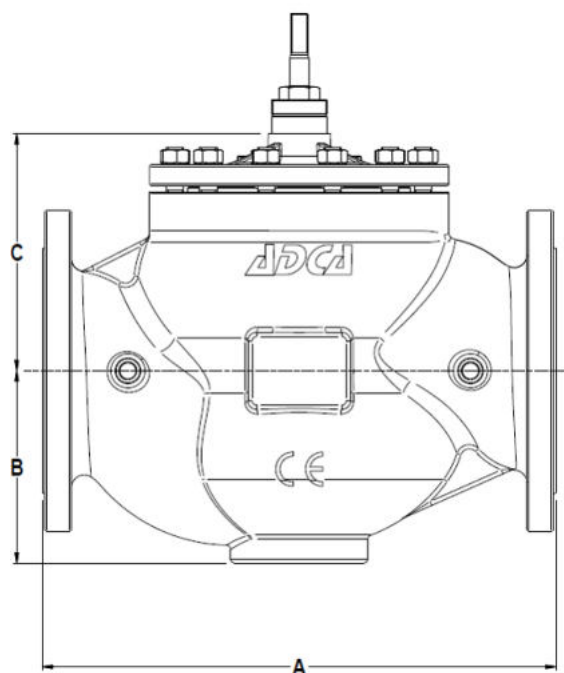
HOW TO SELECT: Never size the valve according to the pipe diameter in which it has to be fitted, but according to the required actual flow of steam or water. Refer to valve calculation data sheet or consult the factory.

CE MARKING – GROUP 2 (PED – European Directive)

PN16	PN40	Category
DN 125 to DN 200	–	1 (CE Marked)
–	DN 125 to DN 200	2 (CE Marked)

BODY LIMITING CONDITIONS			
V25G – PN16 *		V25S – PN40 *	
ALLOWABLE PRESSURES	RELATED TEMPERATURE	ALLOWABLE PRESSURES	RELATED TEMPERATURE
16 bar	-10 °C / 50 °C	40 bar	-10 °C / 50 °C
14,7 bar	200 °C	33,3 bar	200 °C
13,9 bar	250 °C	27,6 bar	300 °C
12,8 bar	300 °C	25,7 bar	350 °C
11,2 bar	350 °C	23,8 bar	400 °C

Remarks: Maximum temperature limited to the valve packing selected.
Valves with soft seal, maximum allowable temperature: 200 °C.
* Rating according to EN1092-1:2018.



DIMENSIONS / STROKES / FLOW RATE COEFFICIENTS									
DN	A (mm)	B (mm)	C (mm) BONNET			STROKE (mm)	Kvs (m ³ /h)		
			STANDARD	FINNED	BELLOWS		V-Ported EQP & PL *	Perforated PL	Perforated EQP
125	400	135	183	303	590	40	230,6	180	121
150	480	150	200	320	610	40 / 50	316,1	260	189
200	600	225	278	398	–	50 / 80	590	402	270

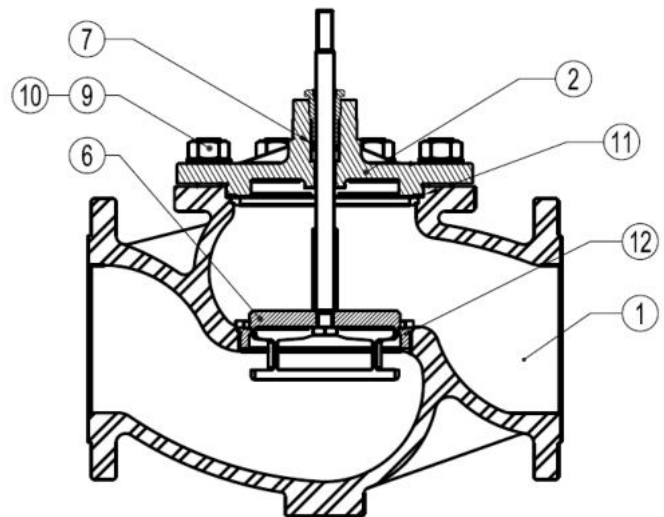
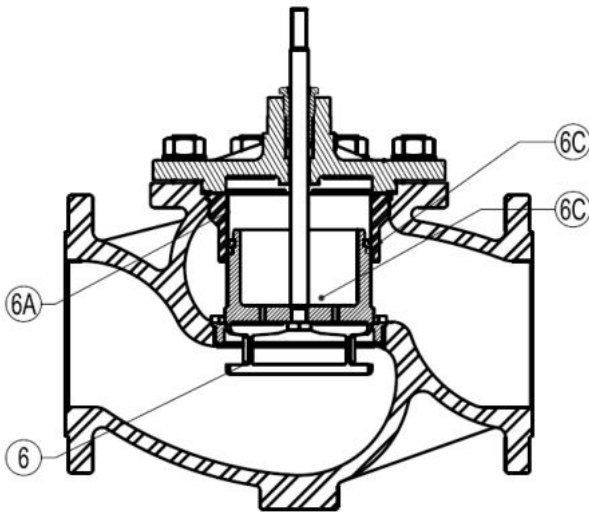
* PL characteristic can be used also for on-off (PT) control.
Perforated plugs and on-off valves may have different strokes, please see IS PV10.00 E or consult factory.
Kvs in m³/h, see data sheet IS PV10.00 E ; For conversion Kvs = Cv(US) x 0,855.

PLUG DESIGN			
V-Ported Equal Percentage – EQP	V-Ported Linear – PL	Perforated Equal Percentage – EQP	Perforated Linear – PL

V-Ported and perforated plugs are also available in balanced pressure version.

MATERIALS			
POS. Nº	DESIGNATION	MATERIAL V25G	MATERIAL V25S
1	Valve body	GJS-400-15 / 0.7040	ASTM A216WCB / 1.0619 GP240GH / 1.0619
2	Bonnet	ASTM A216WCB / 1.0619 GP240GH / 1.0619	ASTM A216WCB / 1.0619 GP240GH / 1.0619
6	* Valve plug	AISI 316 / 1.4401	AISI 316 / 1.4401
6A	* Valve sleeve	AISI 316 / 1.4401	AISI 316 / 1.4401
6B	Balanced piston	AISI 316 / 1.4401	AISI 316 / 1.4401
6C	Sealing rings	Stainless steel / Graphite	Stainless steel / Graphite
7	*Standard packing	Graphite	Graphite
9	Studs	34CrNiMo6 / 1.6582	34CrNiMo6 / 1.6582
10	Nuts	Steel 8.8	Steel 8.8
11	*Gasket	Stainless steel / Graphite	Stainless steel / Graphite
12	*Seat	AISI 316 / 1.4401	AISI 316 / 1.4401

* Available spare parts.



VALVE DESIGN – FLOW DIRECTION			
STANDARD V-PORTED PLUG	STANDARD PERFORATED PLUG	BALANCED V-PORTED PLUG	BALANCED PERFORATED PLUG